

## USING YOUR IPAD AT HOME

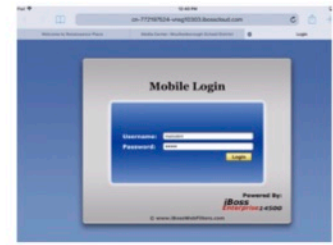
When outside of School, you will need to login to access the Internet.  
Use the shortcut called "Home Login" on your iPad.

It will take you to this login screen:

**The username and password for Home Login:**

**Username: mastudent**

**password: start**



After you login, you will be able to use Safari and your other internet apps such as Schoology and IXL.

**For best results, ALWAYS use this shortcut FIRST when outside of school.**

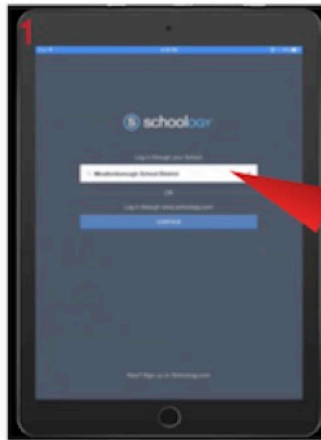
Your login for each "network" should remember your iPad for about 5 days.

if you tap on the Home Login and it takes you to a webpage, you are good to go.

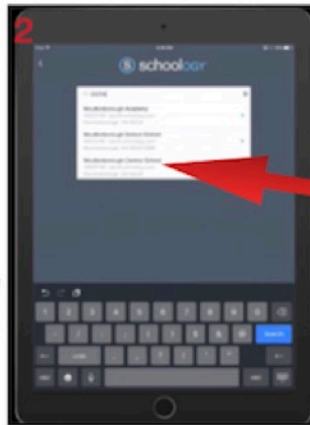
## Schoology Login Directions

**Make sure to login to Moultonborough Academy NOT District**

**Use your school email and password for Schoology**



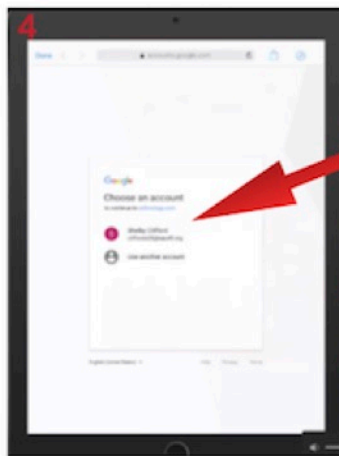
1  
Lightly tap on Moultonborough School District until you get a gray x. Delete it and type in our zip code 03254.



2  
Tap on our school, Moultonborough Central School.

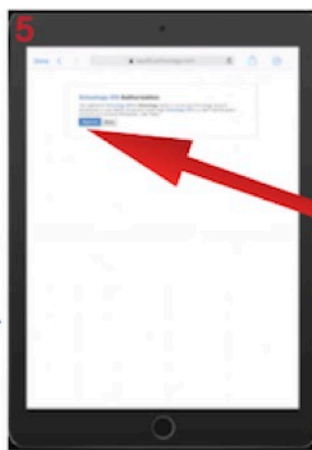


3  
Now tap on Log in Through Your School.

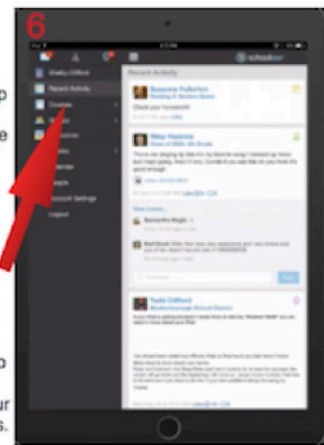


4  
Your username will show up if you have signed in before.

Example: smithj25@sau45.org  
If not already there type in your username, tap next and then type in your password with mcs on the end of it.  
Example: 22duckmcs



5  
Now tap on Approve and you are in!



6  
Finally tap on the 3 bars top left to see your courses.